


FRESAS **surco** PUNTA ESFÉRICA EXTRA-LARGAS

HSS 8% COBALT

EXTRA-LONG **surco** BALL-END END-MILLS

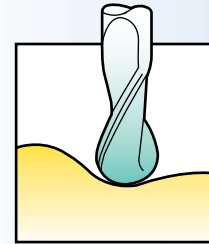
$l_1 = 2 \times D$
 $l_2 = 5 \times D$



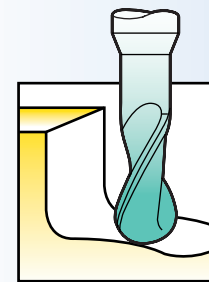
SERIE LARGA

LONG SERIE

D	L	l_1	l_2	d2	R	surco 520	CARBO-TIN 5920
1,0	49	2	5	6	0,5	€ •	€ •
1,5	49	3	7	6	0,75	•	•
2,0	52	4	10	6	1,0	•	•
2,5	55	5	12	6	1,25	•	•
3,0	57	6	15	6	1,5	•	•
4,0	70	8	20	6	2,0	•	•
5,0	80	10	25	8	2,5	•	•
6,0	90	12	30	8	3,0	•	•
7,0	100	14	35	10	3,5	•	•
8,0	100	16	40	10	4,0	•	•
9,0	100	18	45	10	4,5	•	•
10,0	100	20	50	10	5,0	•	•



PERFILADO DE FORMAS
MOULD SHAPING



ACCESOS DIFÍCILES
HARD TO REACH

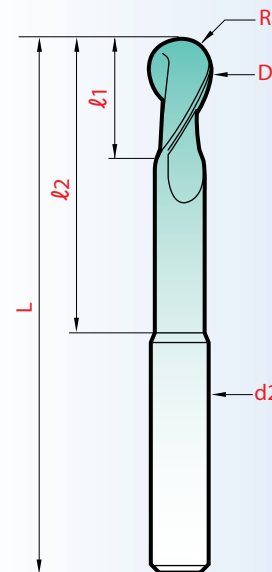
$L = 180/200$



SERIE EXTRA LARGA

EXTRA LONG SERIE

D	L	l_1	d2	R	surco 521	CARBO-TIN 5921
6,0	180	25	6	3,0	€ •	€ •
8,0	180	25	8	4,0	•	•
10,0	200	30	10	5,0	•	•
12,0	200	30	12	6,0	•	•
16,0	200	30	16	8,0	•	•



D	l_1	L	d2
Ø 1,0 - 2,0	+ 0,3		
± 0,02	Ø 2,5 - 5,0 + 0,5	± 1	h6
	Ø 6,0 - 16 + 1,0		

Tolerancias generales / General tolerances